


Trapeztafel EBOE



Trapeztafel EBOE



Verstärker-Trennstelle



Verstärker-Trennstelle



**Radsatzfahrmasse
mindestens 100g**




**Radsatzfahrmasse
mindestens 100g**




Verstärker-Trennstelle



Verstärker-Trennstelle



Kreuztafel So16 / Ne2




Trapeztafel Ne1

*Gute
Fahrt*




Rangierhalttafel Ra10



Kreuztafel So16 / Ne2

*Gute
Fahrt*



Trapeztafel Ne1



Rangierhalttafel Ra10




Tschüß

Haltepunkttafel Ne6


Tschüß




Haltepunkttafel Ne6




Gleisperrsignal Gsp0 / Sh1




Pfeiftafel Bü4




Pfeiftafel Bü4




Gleisperrsignal Gsp0 / Sh1




Haltetafel Ne5




Haltetafel Ne5




Fernsprecher




Fernsprecher



Läutetafel Bü5




Läutetafel Bü5




Durchläuteendtafel PI4




Langsamfahrscheibe Lf1



Anfangsscheibe Lf2




Endscheibe Lf3




Durchläuteendtafel PI4



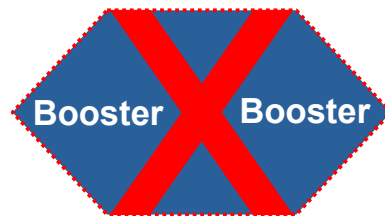
Langsamfahrscheibe Lf1



Endscheibe Lf3




Anfangsscheibe Lf2



Booster-Trennstelle




Booster-Trennstelle




Haltetafel Ne5




Haltetafel Ne5




Fernsprecher




Fernsprecher



Wärterhaltscheibe Sh2



Wärterhaltscheibe Sh2




Haltvorscheibe Sh3



Wartezeichen Ra11



Wartezeichen Ra11



Haltvorscheibe Sh3